

Reduce your total cost of ownership (TCO)

Lowering TCO is critical to your business's profitability, which is why Manitou has made it a top priority on our medium frame CTLs.

- **Accessibility**
Cab and floor flip up 62 degrees for access to components underneath and can be lifted up or down, by a single person. Side-by-side engine/hydraulics cooler flips up 28 degrees, providing tool-free access to the top of the engine.
- **Reduced oil requirement**
A more efficient cooling system reduces the hydraulic oil requirement, so every oil change costs less.
- **Removable floor mat with drain**
To clean out the foot area, simply remove a plug and steel cover and wash everything down the drain.
- **Greasable pins**
Easily reached when standing next to the lift arms, simply grease each articulation point as part of your daily maintenance.
- **LED lights** (optional)
With LED work and road lights, you may never need to change a bulb.



“
«As a professional landscaper I use a wide variety of attachments in a lot of different environments. The equipment we use must support those attachments and have the hydraulic power to operate them effectively.»

Contact your dealer



Scan and discover more information on manitou.com



Cette publication présente le descriptif des versions et possibilités de configuration des produits Manitou qui peuvent différer en équipement. Les équipements présentés dans cette brochure peuvent être de série, en option, ou non disponibles suivant les versions. Manitou se réserve le droit, à tout moment et sans préavis, de modifier les spécifications décrites et représentées. Les spécifications portées n'engagent pas le constructeur. Pour plus de détails, contactez votre concessionnaire Manitou. Document non contractuel. Présentation et visuels des produits non contractuels. Les logos ainsi que l'identité visuelle de l'entreprise sont la propriété de Manitou et ne peuvent être utilisés sans autorisation. Tous droits réservés. Les photos et schémas contenus dans la présente brochure ne sont fournis qu'à des fins de consultation et à titre indicatif. Manitou BF
SA - Société anonyme à conseil d'administration - Capital social : 39 547 824 euros - 857 802 508 RCS Nantes

7100722FLA_00CI_MHT_VISION04

RANGE TRACK LOADER **CTL** Medium frame



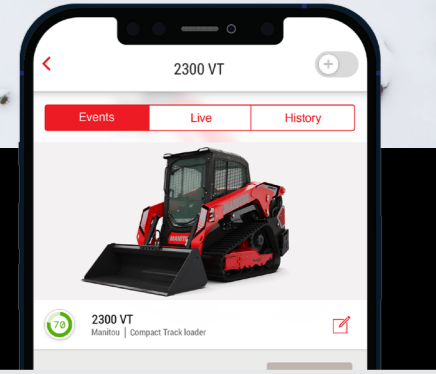
Scan and discover more information on manitou.com



Robust Performance

At Manitou we take pride in testing our machines to their limits because we know that's what our customers expect.

- **Vertical arms**
Vertical lift arms allow you to dump material further into large trucks to improve productivity. Provide a more stable and consistent lift path. The arms also increase also the visibility without the rear towers.
- **Tried and tested**
During development, machines are pushed to the limits for thousands of hours to ensure maximum reliability for our customers.
- **Yanmar engines**
One of the quietest, most reliable engines on the market, we've used the same Yanmar engines as on previous products, simply moving the DPF canister above the flywheel rather than above the engine.
- **Profiled lift arms**
Our patent-pending lift arm profiles provide better visibility both above and below the lift arms and reduce the chance of material build-up.



Lifetime value

Connected solution.

- **Increase productivity**
Stay connected to your machine for real time information. Ease your day-to-day workload by tracking and tracing your machine on your PC, tablet or smartphone.
- **Anticipate maintenance**
Share technical alerts directly with your technician to ensure parts availability and enable earlier, faster interventions.
- **Maintenance contract**
Enjoy stress-free ownership with our maintenance and repair options. Ensure more predictable budgeting, and benefit from the highest possible resale value.
- **Extended coverage**
Secure your business for the long run with coverage extended up to 6 years/6,000 hours.
- **Flexible financing**
Hesitating? Talk to your dealer about our customer-centric financing solutions and let's make your project a reality.

Step up to comfort







Enjoy all-day comfort with our more spacious, more ergonomic cab.

- **Larger, one-piece cab**
23% bigger than our previous models, this is Manitou's largest SSL cab yet. A larger door enables easier access, bigger windows offer all-round visibility, and the sealed, pressurized fit keeps out dust and dirt.
- **Ergonomic Pilot Joysticks**
Near-effortless to operate, the two joysticks are attached to the seat, following the operator's movements to maximize comfort and control. Both seat and joysticks can be adjusted independently to suit any operator.
- **Larger, more ergonomic foot area**
The removable rubber floor mat allows easy removal of debris, the ergonomic foot rest reduces operator fatigue, and the standard foot throttle enables precise operator control.
- **Lift arm cushioning**
The hydraulic cylinders automatically slow down the arms before they hit the stops, preventing jarring impacts and improving operator comfort.
- **Optimized undercarriage**
Dual flange idlers and triple flange rollers, spaced to minimize vibration, provide a more comfortable ride and reduce bucket spillage.



Performance and versatility to meet all your needs

Manitou machines are excellent tool platforms, enabling easy deployment of the right Manitou-approved attachment for the task.

<p>Construction Bucket</p> <p>Take care of dirt, debris, and fill, with our tough, high capacity buckets.</p> 	<p>Pallet forks carriage</p> <p>Available in a full brickguard, rotating, sliding or walk-through carriage design with a full range of fork options.</p> 	<p>Brush root grapple</p> <p>Handle awkward materials such as logs, tree stumps, brush, loose hay, or straw.</p> 
<p>Hopper Broom</p> <p>Sweep in forward and reverse for highly efficient material pickup, road maintenance and worksite cleanup.</p> 	<p>Blades</p> <p>From dirt to snow we offer a range of blade options to help you efficiently move material.</p> 	<p>Auger</p> <p>Fast, effective hole-digging for fencing or construction. Available with planetary gear or chain drive with a full range of bits and accessories.</p> 

Smooth operation
Comfort Ride Control (CRC) now standard, the lift arm's movements are cushioned and dampened for better stability, reduced load spillage, and enhanced comfort and safety.

Universal Attachment Plate
Easily connect your existing attachments (for added speed, consider adding the Power-A-Tach™ mounting system.)

3 models

Operating capacity up to **2,750 lbs**

Engine power **69 or 72 HP**

Lifting height up to **129.5 in**

Hydraulic flow up to **33.3 gpm**



IdealTrax™
Patented track tensioning system tensions the track to the proper tension when the machine is started & relieves tension when the machine is turned off which prolongs the track's life.

Robust design
Hydraulic lines are routed in or under the arms, protecting them at all times.



New, smaller underside access panels
The steel plates under the machine can be removed and reinstalled easily by one person should you need to access the underside of the powertrain.

High auxiliary power
Meet all attachment performance requirements with some of the highest auxiliary power specifications in the industry.



Comfort
Better visibility



Joystick
Ergonomics and precision for easy handling



New display
Intuitive use

Ease of use
Keyless start, smart throttle and intuitive lighting help inexperienced operators become productive faster.

Better visibility
Larger side and rear windows provide wider views of the worksite, while our patented sloped roof and larger front door improve visibility of the attachment and load.

Strong cast steel links
Our patent-pending vertical lift arm/boom profiles, with strong cast steel timing links, provide more reach for dumping into trucks and mixers.

High breakout forces
Some of the highest breakout forces in their class let you lift more in each work cycle.

Your expectations Our Solutions

Your application is unique. However, our skid loaders are designed to meet your requirements by offering you exactly what you expect from your machine. Ease of use, maintenance, reliability, durability and safety.

Our Manitou network will work with you to identify your operational constraints and configure the ideal machine for your application.

Tailor your solution to your needs
Discover a wide range of options – to learn more, talk to your Manitou dealer.



LED side lights
Mounted below the lift arm, the lights move with the load, allowing you to see where you are working.



Rear view camera
Improve worksite safety and operational efficiency by adding a rear view camera.



High-flow auxiliary
Boost hydraulic flow for high performance attachments like mulchers and concrete planers.



		2100 VT	2300 VT	2750 VT
Max. Capacity	lbs.	3000	3286	3929
Rated Operating Capacity with Optional Side Weights	lbs.	2200	2400	2870
Operating weight	lbs.	8865	9250	10051
Height to Hinge Pin – Fully Raised	in.	121	121	129,5
Dimensions without attachments LxWxH	in.	108x65.9x80.5	109.8x69x80.5	119x71x82
Max Travel Speed	mph	6.4	6.4	5.5
Engine brand	ft. in.	Yanmar	Yanmar	Yanmar
Gross Power	hp	69.3	72	72
Fuel tank	gal	38	38	38
Standard flow - Auxiliary hydraulics	gal@PSI	22.8@ 3475	22.8@ 3475	26@ 3475
High-Flow Auxiliary Hydraulics	gal@PSI	30.2@ 3325	30.2@ 3325	33.3@ 3325

Choose your ride



Bucket self-leveling
Automatically maintain the bucket position when raising the lift arms.



Counterweight
A rear bumper counterweight improves productivity and protects the rear of the machine from accidental damage. Optional side counterweights can further increase operational capacity.



Pre-cleaner
Reduce engine wear and TCO in dusty environments by adding an engine pre-cleaner.



FOPSWW Level 2
For the users that need level 2 FOPS an optional level 2 heavy duty bracket delivers the protection they need. Bracket also protect the front LED work lights.